VB1=VB12
ESC 1:50

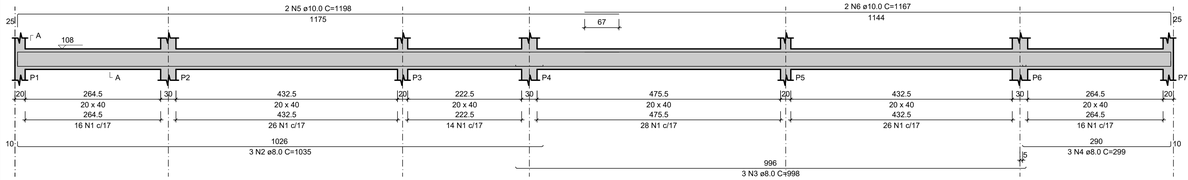

SEÇÃO A-A
ESC 1:25

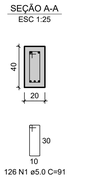

VB2=VB10=VB17=VB18=VB27=VB28
ESC 1:50

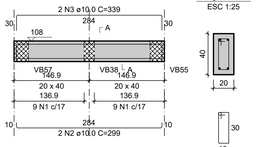

SEÇÃO A-A
ESC 1:25

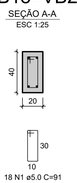

RELAÇÃO DO AÇO

ELEMENTO	AÇO	N	DIAM (mm)	QUANT	C.UNIT (cm)	C.TOTAL (cm)
2xVB1	CA60	1	5.0	252	91	22932
	CA50	2	8.0	6	1035	6210
	CA50	3	8.0	6	998	5988
	CA50	4	8.0	6	299	1794
	CA50	5	10.0	4	1198	4792
	CA50	6	10.0	4	1167	4668
6xVB2	CA60	1	5.0	108	91	9828
	CA50	2	10.0	12	299	3588
	CA50	3	10.0	12	339	4068
2xVB3	CA60	1	5.0	18	91	1638
	CA50	2	10.0	4	162	648
	CA50	3	10.0	4	197	788
VB4	CA60	1	5.0	29	91	2639
	CA50	2	12.5	2	552	1104
	CA50	3	12.5	2	568	1136
VB5	CA60	1	5.0	29	91	2639
	CA50	2	10.0	2	543	1086
	CA50	3	10.0	2	561	1122
3xVB6	CA60	1	5.0	87	91	7917
	CA50	2	10.0	6	543	3258
	CA50	3	12.5	6	566	3396
VB7	CA60	1	5.0	29	91	2639
	CA50	2	12.5	2	552	1104
	CA50	3	12.5	2	590	1180
2xVB8	CA60	1	5.0	58	91	5278
	CA50	2	10.0	4	543	2172
	CA50	3	10.0	4	560	2240
VB13	CA60	1	5.0	85	91	7735
	CA50	2	8.0	3	778	2334
	CA50	3	8.0	3	780	2340
	CA50	4	12.5	2	1197	2394
	CA50	5	12.5	2	388	776
2xVB14	CA60	1	5.0	48	91	4368
	CA50	2	10.0	4	447	1788
	CA50	3	10.0	4	477	1908
VB15	CA60	1	5.0	87	91	7917
	CA50	2	8.0	3	780	2340
	CA50	3	8.0	3	778	2334
	CA50	4	10.0	2	1198	2396
	CA50	5	10.0	2	404	808
2xVB19	CA60	1	5.0	58	91	5278
	CA50	2	12.5	4	552	2208
	CA50	3	12.5	4	575	2300
VB20	CA60	1	5.0	41	91	3731
	CA50	2	10.0	2	767	1534
	CA50	3	10.0	2	784	1568
VB46	CA60	1	5.0	35	91	3185
	CA50	2	10.0	2	615	1230
	CA50	3	10.0	2	617	1234
6xVB48	CA60	1	5.0	180	91	16380
	CA50	2	10.0	12	591	7092
	CA50	3	10.0	12	595	7140
VB52	CA60	1	5.0	18	91	1638
	CA50	2	10.0	2	345	690
	CA50	3	10.0	2	375	750
VB55	CA60	1	5.0	8	91	728
	CA50	2	10.0	2	161	322
	CA50	3	10.0	2	194	388
3xVB57	CA60	1	5.0	21	91	1911
	CA50	2	10.0	6	161	966
	CA50	3	10.0	6	189	1134
3xVB59	CA60	1	5.0	21	91	1911
	CA50	2	10.0	6	161	966
	CA50	3	10.0	6	194	1164
VB65	CA60	1	5.0	8	91	728
	CA50	2	10.0	2	161	322
	CA50	3	10.0	2	189	378

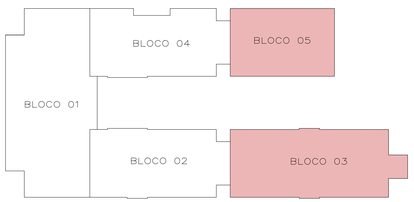

JOSÉ VILMAR P. DE FRAGA
ARQUITETO E URBANISTA

BRUNO REBECHI DALLE MULLE
ENGENHEIRO CIVIL

ANA CAROLINA M. SANTOS
ARQUITETA E URBANISTA

HENRIQUE RODRIGUES DIAS
ACE. ENGENHARIA CIVIL

VB3=VB11
ESC 1:50

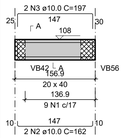

SEÇÃO A-A
ESC 1:25

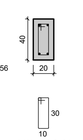

VB4
ESC 1:50

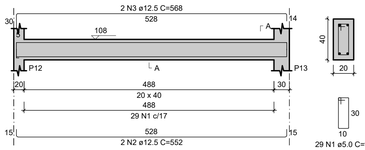

SEÇÃO A-A
ESC 1:25

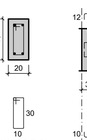

VB5
ESC 1:50

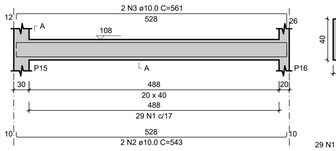

SEÇÃO A-A
ESC 1:25

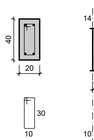

VB6=VB9=VB22
ESC 1:50

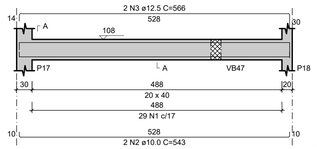

SEÇÃO A-A
ESC 1:25

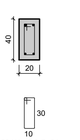

VB14=VB16
ESC 1:50

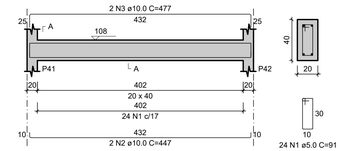

SEÇÃO A-A
ESC 1:25

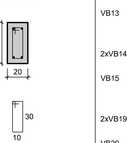

VB7
ESC 1:50

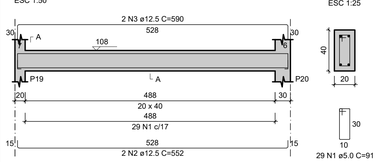

SEÇÃO A-A
ESC 1:25

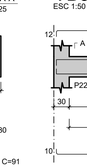

VB8=VB21
ESC 1:50

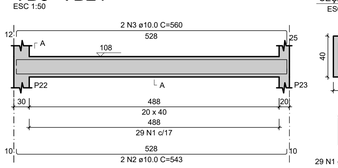

SEÇÃO A-A
ESC 1:25

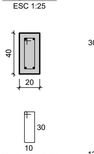

VB55
ESC 1:50

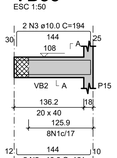

SEÇÃO A-A
ESC 1:25

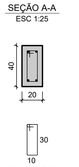

VB52
ESC 1:50

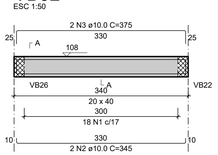

SEÇÃO A-A
ESC 1:25

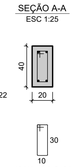

VB65
ESC 1:50

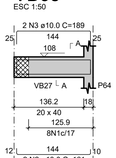

SEÇÃO A-A
ESC 1:25

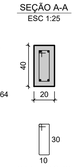

VB13
ESC 1:50

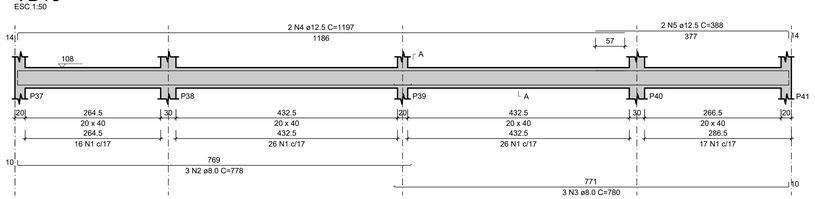

SEÇÃO A-A
ESC 1:25

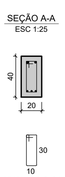

VB57=VB58=VB63
ESC 1:50

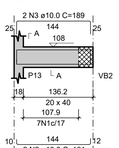

SEÇÃO A-A
ESC 1:25

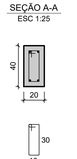

VB59=VB61=VB62
ESC 1:50

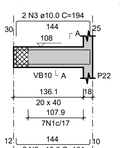

SEÇÃO A-A
ESC 1:25

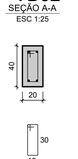

VB15
ESC 1:50

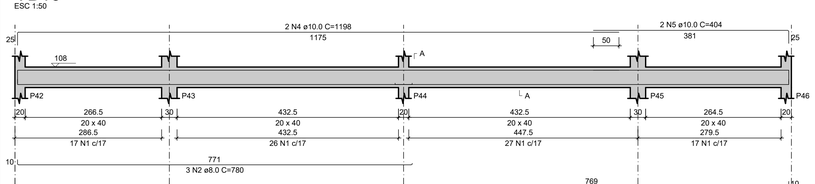

SEÇÃO A-A
ESC 1:25

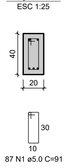

VB19=VB23
ESC 1:50



SEÇÃO A-A
ESC 1:25

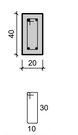

VB20
ESC 1:50

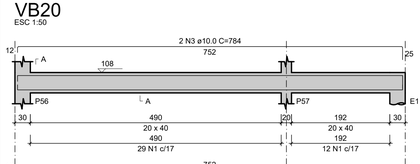

SEÇÃO A-A
ESC 1:25

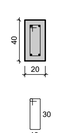

VB46
ESC 1:50

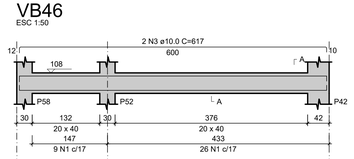

SEÇÃO A-A
ESC 1:25

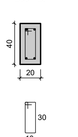

VB48=VB49=VB50=VB51=VB53=VB54
ESC 1:50

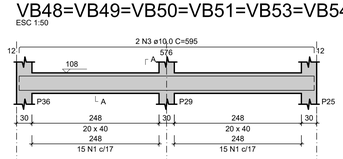

SEÇÃO A-A
ESC 1:25

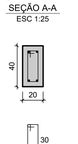

RESUMO DO AÇO

AÇO	DIAM (mm)	C.TOTAL (m)	PESO + 10% (kg)
CA50	8.0	233.4	101.3
	10.0	622.1	421.9
	12.5	156	165.3
CA60	5.0	1110.2	188.2

PESO TOTAL (kg)	
CA50	688.5
CA60	188.2

Volume de concreto (C-30) = 16.09 m³
Área de forma = 200.49 m²

ESTADO DO RIO GRANDE DO SUL
PREFEITURA MUNICIPAL DE IMBÉ
AVENIDA PARAGUASSU, 2070 – CENTRO – IMBÉ – RS
FONE: 51.3627.8515 – CEP: 95.625–000

OBRA: E. M. E. F. RUI BARBOSA
NOVAS INSTALAÇÕES

ADMINISTRAÇÃO 2025/2028
SECRETARIA MUNICIPAL DE EDUCAÇÃO
smed@imbe.rs.gov.br

ENDEREÇO: BAIRRO MARILUZ – IMBÉ – RS
AVENIDA MARILUZ, 1180
TERRENO URBANO – SETOR 35

DESENHO: BRUNO
ESCALA: INDICADAS
DATA: ABRIL 2025
ÁREA: 2.491,91m²

ANA CAROLINA MOREIRA SANTOS
ARQUITETA E URBANISTA
CAU A1715046

BRUNO REBECHI DALLE MULLE
ENGENHEIRO CIVIL
CREA–RS 202822

RUTH JOSIELLI MONTEIRO RUSCHEL
SECRETÁRIA MUNICIPAL DE EDUCAÇÃO

PROJETO: ESTRUTURAL
ARMADURA DAS VIGAS DE BALDRAME – BLOCOS 03 E 05 – 01

PRANCHA: 43/56